









Computer Art: Creating a Masterpiece!

Aim: To use technology purposefully to create, organise, store, manipulate and retrieve digital content in the context of using a computer program to recreate an artistic style. I can use a range of skills to create a piece of art.	Success Criteria: I can combine the styles of at least two artists to create my own artwork. I can recall and use computer skills to produce my own piece of artwork. I can review the work of others and offer suggestions for improvement.	Resources: Lesson Pack Desktop computer /laptop/netbook/ tablet. Software: Windows Paint (alternatives include Doodle Buddy for iPads and PicsArt for Android tablets).
	Key/New Words: Selective, combination, review.	Preparation: Rave Reviews Activity Sheet - per child

Prior Learning: Children will have learnt how to recreate a number of different art styles using a computer in lessons 1-5.


Learning Sequence

	What Can You Remember? Children recall the artists they have learnt about and the tools they have used to recreate their art. Which one do you think looks the best? Which was the most challenging to make? Which did you enjoy making the most?	
	It's All About You: Set the children the challenge of using some of the skills they have learnt to produce their own piece of artwork. (This can be tied into any topic work they have been covering, using a portrait of a famous figure or a picture that relates to what they have been learning. You need to choose the form of the initial image the children will take – photo, scanned drawing etc. – and how the children will access it.)	
	Be Selective: Make it clear to the children that they need to choose particular attributes to include in their artwork. They should only use a maximum combination of three techniques and use their knowledge from lesson 3 to carefully choose the colours and shades they will use. (Adults support as needed based on assessment from previous lessons.)	
	Rave Reviews: Using the _____ children are to produce a review of a partner's work. Check that children are referring to artists and techniques.	

Taskit

Showit: Hold your own art gallery exhibition. Create invites and prepare snacks for your guests.

Copyit: Can you use a different medium, such as paint, to recreate the artwork you have produced on the computer?



Computing

Computer Art

Creating a Masterpiece!



Aim

I can use a range of skills to create a piece of art.

Success Criteria

- I can combine the styles of at least two artists to create my own artwork.
- I can recall and use computer skills to produce my own piece of artwork.
- I can review the work of others and offer suggestions for improvement.

What Can You Remember?



Over the last few lessons you have learnt about some different artists and particular features that make their work special.

You have produced your own art using their ideas, but using computer programs to do this!

Have a look back at the work you have created - can you remember what skills you used to create each piece of work?

Which one do you think looks the best?

Which was the most challenging to make?

Which did you enjoy making the most?



It's All About You!




Now it is your turn to become a world famous artist.
You are going to combine some of the different skills that you have used, to produce your own original piece of artwork.

You need to think about:

What colours (and shades)
are you going to use?
What mood or emotion will
this create?



Be Selective



Don't make your work too complicated!

If you use too many different styles it becomes 'busy' and your eye won't know what to focus on.

If it is too fiddly, you may not be able to add colour exactly where you want it.

Too detailed a drawing will make it difficult to complete in time.

So...use a simple picture and 2 or 3 particular art techniques at most. Remember you can use 'Copy and Paste' and different colour combinations to make your image more complex!



Rave Reviews

Once an artist has produced a masterpiece, they like to show it off to the world to see what everyone thinks!

In your review you will need to include:

- Who made the artwork and what it is called;
- Which artists have influenced their style;
- What the artwork is capturing (is it a portrait of a famous person, a picture of a famous building?);
- How it makes you feel when you look at it;
- What you think they have done really well in their artwork.

Rave Reviews!

Enter the name of the artist and the name of the artwork.

How do you like the artwork? Write your name and the name of the artwork in the space below.

Who made the artwork and what is it called?

Which artists have influenced their style?

What is the artwork capturing?

How does it make you feel?

What do you think they have done really well in?


Aim



I can use a range of skills to create a piece of art.

Success Criteria

- I can combine the styles of at least two artists to create my own artwork.
- I can recall and use computer skills to produce my own piece of artwork.
- I can review the work of others and offer suggestions for improvement.



Computing | Creating a Masterpiece!

I can use a range of skills to create a piece of art.		
I can combine the styles of at least two artists to create my own artwork.		
I can recall and use computer skills to produce my own piece of artwork.		
I can review the work of others and offer suggestions for improvement.		

Computing | Creating a Masterpiece!

I can use a range of skills to create a piece of art.		
I can combine the styles of at least two artists to create my own artwork.		
I can recall and use computer skills to produce my own piece of artwork.		
I can review the work of others and offer suggestions for improvement.		

Computing | Creating a Masterpiece!

I can use a range of skills to create a piece of art.		
I can combine the styles of at least two artists to create my own artwork.		
I can recall and use computer skills to produce my own piece of artwork.		
I can review the work of others and offer suggestions for improvement.		

Computing | Creating a Masterpiece!

I can use a range of skills to create a piece of art.		
I can combine the styles of at least two artists to create my own artwork.		
I can recall and use computer skills to produce my own piece of artwork.		
I can review the work of others and offer suggestions for improvement.		

Computing | Creating a Masterpiece!

I can use a range of skills to create a piece of art.		
I can combine the styles of at least two artists to create my own artwork.		
I can recall and use computer skills to produce my own piece of artwork.		
I can review the work of others and offer suggestions for improvement.		

Computing | Creating a Masterpiece!

I can use a range of skills to create a piece of art.		
I can combine the styles of at least two artists to create my own artwork.		
I can recall and use computer skills to produce my own piece of artwork.		
I can review the work of others and offer suggestions for improvement.		

Computing | Creating a Masterpiece!

I can use a range of skills to create a piece of art.		
I can combine the styles of at least two artists to create my own artwork.		
I can recall and use computer skills to produce my own piece of artwork.		
I can review the work of others and offer suggestions for improvement.		

Computing | Creating a Masterpiece!

I can use a range of skills to create a piece of art.		
I can combine the styles of at least two artists to create my own artwork.		
I can recall and use computer skills to produce my own piece of artwork.		
I can review the work of others and offer suggestions for improvement.		

Rave Reviews!

I can use a range of skills to create a piece of art.



Now you have each made your own masterpiece, it is time to write a review of someone else's. Complete this activity sheet and then return it to the artist.

Who made the artwork? What is it called?

Which artists have influenced their style?

What is the artwork capturing?

How does it make you feel?

What makes this artwork so special?